

NANO[®]CONNECT



USER MANUAL

Wireless CarPlay/
Android Auto Adaptor

Connecting your drive.

NC-AIR



CONTENTS

1.0	INTRODUCTION	4
2.0	CONNECTION	4
3.0	LED INDICATORS	5
4.0	SPECIFICATIONS	6
5.0	COMPATIBILITY	6
6.0	WIRELESS CARPLAY CONNECTION STEPS	7
7.0	WIRELESS ANDROID AUTO CONNECTION STEPS	8
8.0	OVER THE AIR (OTA) UPDATES	11
9.0	CUSTOMER SERVICE	12
10.0	WARRANTY.....	13
11.0	NOTES.....	22

Please read this user manual carefully before using the product and retain this user manual for future reference.

1.0 INTRODUCTION

The NC-AIR enables wireless connection from your smartphone to your vehicle touchscreen display to access Android Auto or CarPlay conveniently. Connection is automatic after initial pairing and the NC-AIR is compatible with most vehicles with factory fitted or aftermarket infotainment systems that support wired Android Auto or Apple CarPlay functionality.

2.0 CONNECTION

CarPlay (Wireless connection)



Connect via Wi-Fi and Bluetooth.



Android Auto (Wireless connection)



Connect via Wi-Fi and Bluetooth.



3.0 LED INDICATORS

- **Red (solid):** Power is on
- **Blue (solid):** Bluetooth is connected
- **Green (flashing):** CarPlay is connected
- **Sky Blue (flashing):** Android Auto is connected.
- **Orange (solid):** Device is malfunctioning

4.0 SPECIFICATIONS

Power input: 5V 1A (USB-C)

Power output: 5V 1A (USB-A)

(For firmware update with USB stick only)

Power consumption: 0.75W

Screen resolution: Adaptive

5.0 COMPATIBILITY

iOS: iPhone 6 and above running iOS 10+

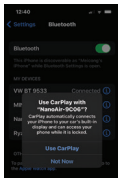
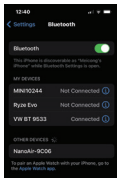
Android: Android 11.0+ with Android Auto App installed

Vehicles: Factory fitted or aftermarket infotainment systems with wired CarPlay or Android Auto functionality.

NOTE: Android Auto App can be downloaded from the Google Play store.

6.0 WIRELESS CARPLAY CONNECTION STEPS

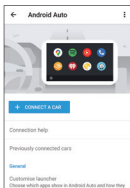
1. Plug the adaptor into the USB port of your car that is used for wired CarPlay/Android Auto functionality.
2. Turn on Bluetooth and Wi-Fi on your iPhone.
3. Pair the adaptor with your iPhone via Bluetooth. Look for Nano Air-XXX in the Bluetooth device list on your iPhone.
4. Follow the prompts on your vehicle touchscreen display to complete the connection.
5. Future connections to your iPhone will be automatic once your iPhone is in the vehicle with Bluetooth turned on.





7.0 WIRELESS ANDROID AUTO CONNECTION STEPS

BEFORE CONNECTION

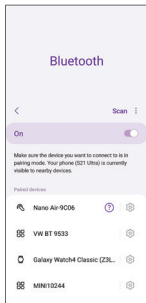


1. Download the Android Auto App from the Google Play Store and install the App on your Android smartphone.

2. Check to ensure that your Android smartphone supports wireless Android Auto.

CONNECTION STEPS

1. Plug the adaptor into the USB port of your car that is used for wired CarPlay/Android Auto functionality.
2. Turn on Bluetooth and Wi-Fi on your Android smartphone.
3. Pair the adaptor with your Android smartphone via Bluetooth. Look for Nano Air-XXX in the Bluetooth device list.
4. Click the **"Android Auto"** option on your vehicle touchscreen to complete the connection.
5. Future connections to your Smartphone will be automatic once your Android smartphone is in the vehicle with Bluetooth turned on.



NOTE: The vehicle touchscreen display may show a prompt **"Android Auto"** or may ask you to connect to Bluetooth. Click **"Start/Connect"** to complete the connection.

NOTE: When Android Auto is connected wirelessly, your Android smartphone will continue to connect to the car's infotainment system via Bluetooth.

8.0 OVER THE AIR (OTA) UPDATES

PRELIMINARY STEPS

1. Plug the adaptor into the USB port of your car that is used for wired CarPlay/Android Auto functionality.
2. Connect your smartphone to the adaptor's Wi-Fi "**Nano Air-XXX**" using the 8- digit password: **12345678**.
3. Enter **192.168.50.2** in the browser on your smartphone to access the backend controls.

CHECK UPDATE

Click on the "**Update**" button and follow the prompts to update the firmware where applicable.

NOTE: Ensure your smartphone is connected to the mobile data network.



9.0 CUSTOMER SERVICE



Scan the QR code if you require Customer Support assistance in installing or troubleshooting the device.

USING THE FEEDBACK FUNCTION FOR TROUBLESHOOTING

The wireless adaptor is designed to have a wider compatibility with different car marques on the market. If you experience any issues while using the adaptor, please follow the steps below to send the system log back to us for investigation.

1. Click on the "Feedback" button. (See the previous page on where to find the Feedback button screen in OTA Updates).
2. Enter your vehicle details accordingly and report any issues with the device.
3. Click "**Confirm**" to send your feedback.
4. You can also scan the QR code above to create a troubleshooting ticket with our friendly customer service team.



10.0 WARRANTY

WARRANTY TERMS AND CONDITIONS

Our goods come with guarantees that cannot be excluded under the Australian Consumer Law. You are entitled to a replacement or refund for a major failure and for compensation for any other reasonably foreseeable loss or damage. You are also entitled to have the goods repaired or replaced if the goods fail to be of acceptable quality and the failure does not amount to a major failure.

This warranty is provided in addition to your rights under the Australian Consumer Law. Directed Electronics Australia Pty Ltd (Directed Electronics)

warrants that this product is free from defects in material and workmanship for a period of 12 months from the date of purchase or for the period stated on the packaging. This warranty is only valid where you have used the product in accordance with any recommendations or instructions provided by Directed Electronics.

This warranty excludes defects resulting from alterations of the product, accident, misuse, abuse or neglect. In order to claim the warranty, you must return the product to the retailer from which it was purchased or if that retailer is part of a National network, a store within that chain, along with satisfactory proof of purchase. The retailer will then return the goods to Directed Electronics.

Directed Electronics will repair, replace or refurbish the product at its discretion. The retailer will contact you when the product is ready for collection. All costs involved in claiming this warranty, including the cost of the retailer sending the product to Directed Electronics, will

be borne by you.

Phone: +61 03 8331 4800

Email: info@nanocamplus.com.au



**Scan QR code
for assistance.**

INDEMNITY

You agree to defend, indemnify and hold harmless NanoConnect and its subsidiaries and affiliates from and against any and all claims, proceedings, injuries, liabilities, losses, costs and expenses (including reasonable legal fees), including but not limited to, claims alleging negligence, invasion of privacy, copyright infringement and/or trademark infringement against NanoConnect and its subsidiaries and affiliates, relating to or arising out of your breach of any provision of these terms, your misuse of NanoConnect or its services, or your unauthorised modification or alteration of products or software.

WARRANTY AND WARRANTY DISCLAIMER

NanoConnect has a limited warranty on whereby NanoConnect warrants to you and only to you that NanoConnect product will be free from defects in materials and workmanship for one (1) year from the date of your purchase (unless a longer warranty period is required by law).

The specifics of this NanoConnect limited warranty are covered in this manual.

To the extent possible under governing law, other than the above product warranty for the NanoConnect product you understand and agree that the NanoConnect products and services are provided on an "as is" and "as available" basis.

NanoConnect makes no warranty that the NanoConnect products and services will meet your requirements or that use of the NanoConnect products and services will be uninterrupted, timely, secure or error-free. Nor NanoConnect make any warranty as to the accuracy or reliability of any information obtained

through the NanoConnect (including third party content), that any defects in the NanoConnect will be corrected or that the NanoConnect products or services will be compatible with any other specific hardware or service. Further, NanoConnect does not warrant that the NanoConnect or the NanoConnect servers that provide you with data and content are free of viruses or other harmful components.

NanoConnect also assumes no responsibility for and shall not be liable for any damages caused by viruses that may infect your NanoConnect.

In the event of any loss, damage or injury, you will not look to NanoConnect to compensate you or anyone else. You release and waive for yourself and your insurer all subrogation and other rights to recover against NanoConnect arising as a result of the payment of any claim for loss, damage or injury.

NanoConnect equipment and services do not cause and cannot eliminate

occurrences of certain events, including, and NanoConnect makes no guarantee or warranty, including any implied warranty of merchantability or fitness for a particular purpose, that the NanoConnect equipment and services provided will detect or avert such incidents or their consequences.

NanoConnect does not undertake any risk that you or property, or the person or property of others, may be subject to injury or loss if such an event occurs. The allocation of such risk remains with you, not NanoConnect.

Other than the above product warranty for the NanoConnect, its suppliers disclaim all warranties of any kind, whether express, implied, or statutory, regarding NanoConnect products and services, including any implied warranty of title, merchantability, fitness for a particular purpose, or noninfringement of third party rights.

Because some jurisdictions do not permit the exclusion of implied warranties, the last sentence of this section may not

apply to you. NanoConnect hereby further expressly disclaims all liability for any claims for service failures that are due to normal product wear, product misuse, abuse, product modification, improper product selection or your non-compliance with all applicable federal, state or local laws.

This warranty and warranty disclaimer give you specific legal rights, and you may have other rights that vary by state, province, or country. Other than as permitted by law, NanoConnect does not exclude, limit or suspend other rights you have, including those that may arise from the nonconformity of a sales contract.

For a full understanding of your rights you should consult the laws of your state, province, or country. For our Australian customers: Please note that this warranty is in addition to any statutory rights in Australia in relation to your goods which, pursuant to the Australian Consumer Law, cannot be excluded.

LIMITATIONS OF NANOCONNECT LIABILITY

Under no circumstances will NanoConnect be liable in any way for any content, including, but not limited to, the loss of content, any errors or omissions in any content, or any loss or damage of any kind incurred in connection with use of or exposure to any content posted, emailed, accessed, transmitted, or otherwise made available via NanoConnect.

NanoConnect liability for damages, especially for breach of duty or obligation, delay in performance, non-performance, or malperformance shall be precluded, except when these are due to negligent breaches of any significant contractual duty or obligation on the part of NanoConnect. Any liability for negligence is limited to direct losses usually and typically foreseeable in such case. Should the claim for damages be based on wilful or grossly negligent breach of contractual duty or obligation on the part of NanoConnect,

the preclusion and limitation of liability mentioned in the preceding sentences will not apply. The preceding preclusion and limitation of liability will also not apply to claims for damages arising out of loss of life, bodily injury or health impacts for which NanoConnect may be liable, or for non-contractual liability.

Some states and countries do not allow the exclusion or limitation of incidental or consequential damages, so the above limitation or exclusion may not apply to you. Additionally, this provision is not intended to limit NanoConnect's liability in the event of NanoConnect's wilful or intentional misconduct.

Connecting your drive.

www.nanocamplus.com.au | www.nanocamplus.co.nz



All Images, Information and Content are
Copyright © 2023 Directed Electronics
Australia Pty Ltd. All Rights Reserved.

DIRECTED
AUSTRALIA & NZ

www.directed.com.au
www.directed.co.nz